

SECTION 2: ALL USES OF ANIMALS FOR RESEARCH, TESTING, ROUTINE PRODUCTION AND EDUCATION AND TRAINING PURPOSES

Excludes the uses of animals for the creation and maintenance of genetically altered animals.

FILTERS

Reporting year:2024

Country:All

EC ID:All

File name:All

EU Submission:Yes

ID 1:All

ID 2:All

ID 3:All

Species:All

Other species:All

Species grouping level 1:All

Species grouping level 2:All

Mammals:All

Non-human primates:All

Reuse:All

Place of birth:All

NHP Place of birth:All

NHP Colony type: Self-sustaining colony:All

NHP generation:All

Genetic status:All

Purpose:All

Purpose category level 1:All

Purpose category level 2:All

Purpose category level 3:All

Purpose category level 4:All

Type of legislation:All

Other legislation:All

Origin of legislation:All

Severity:All

Custom severity:All

Method of tissue sampling:All

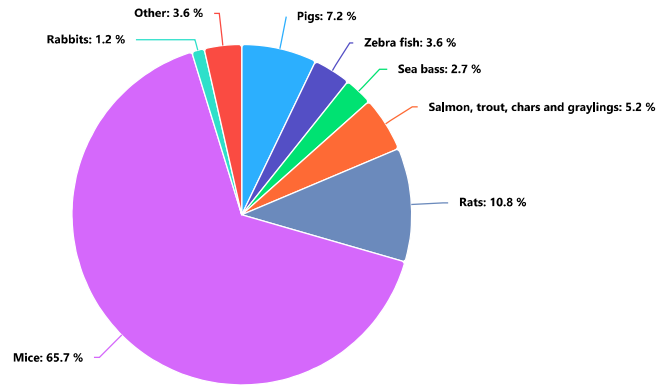
Severity of genotyping:All

ALL USES OF ANIMALS

Uses of animals by species

Species	Number of uses
Mice	117832
Rats	19427
Guinea-Pigs	1773
Hamsters (Syrian)	120
Hamsters (Chinese)	2
Rabbits	2166
Dogs	552
Other carnivores	8
Horses, donkeys and cross-breeds	45
Pigs	12836
Goats	11
Sheep	282
Cattle	509
Other mammals	23
Domestic fowl	976
Other birds	49
Reptiles	114
Xenopus	496
Other amphibians	91
Zebra fish	6390
Sea bass	4867
Salmon, trout, chars and graylings	9322
Guppy, swordtail, molly, platy	66
Other fish	1271
Total	179228

Excel



Species categories level 1

Species category level 1	Percentage	Number of animals
Warm-blooded vertebrates	87.38%	156611
Cold-blooded vertebrates	12.62%	22617
Total	100,00%	179228

Excel

Species categories level 2

Species category level 2	Percentage	Number of animals
Mammals	86.81%	155586
Birds	0.57%	1025
Reptiles	0.06%	114
Amphibians	0.33%	587
Fish	12.23%	21916
Total	100,00%	179228

Excel

Mammals

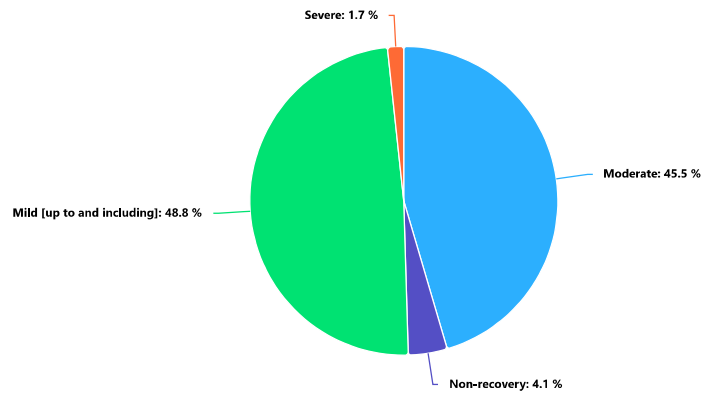
Mammals	Percentage	Number of animals
Rodents	89.44%	139154
Rabbits	1.39%	2166
Carnivores	0.36%	560
Equidae	0.03%	45
Artiodactyla	8.77%	13638
Other mammals	0.01%	23
Total	100,00%	155586

Excel

Non-human primates

Non-human primates	Percentage	Number of animals
No data available in table		

Excel



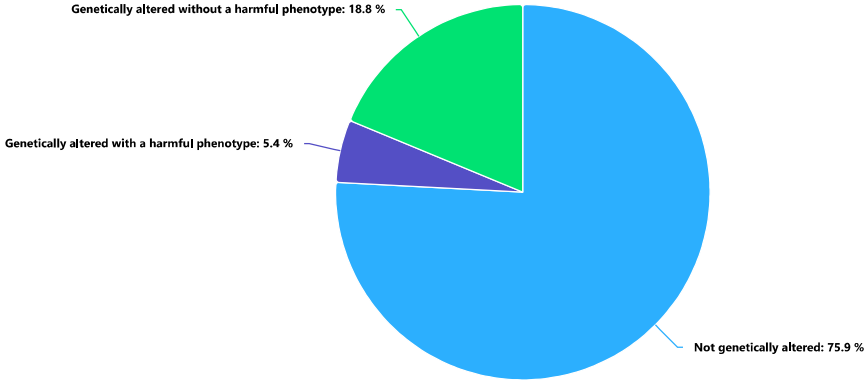
Uses of animals by species and severity

Species	Non-recovery	Mild [up to and including]	Moderate	Severe	Total
Mice	4861	50247	60707	2017	117832
Rats	1243	6309	11656	219	19427
Guinea-Pigs	173	512	1088	0	1773
Hamsters (Syrian)	0	120	0	0	120
Hamsters (Chinese)	0	0	2	0	2
Rabbits	0	2016	142	8	2166
Dogs	1	171	377	3	552
Other carnivores	0	8	0	0	8
Horses, donkeys and cross-breeds	0	45	0	0	45
Pigs	921	10169	1719	27	12836
Goats	0	11	0	0	11
Sheep	0	236	46	0	282
Cattle	0	204	293	12	509
Other mammals	7	14	2	0	23
Domestic fowl	0	482	494	0	976
Other birds	8	41	0	0	49
Reptiles	0	28	86	0	114
Xenopus	0	496	0	0	496
Other amphibians	0	28	63	0	91
Zebra fish	0	5067	1283	40	6390
Sea bass	0	4867	0	0	4867
Salmon, trout, chars and graylings	21	5811	2846	644	9322
Guppy, swordtail, molly, platy	0	66	0	0	66
Other fish	93	437	665	76	1271
Total	7328	87385	81469	3046	179228

Excel

Proportions of uses of animals by species and severity

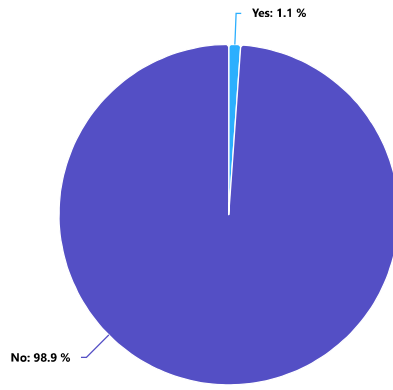
Species	Non-recovery	Mild [up to and including]	Moderate	Severe	Total
Mice	4.13%	42.64%	51.52%	1.71%	100%
Rats	6.40%	32.48%	60.00%	1.13%	100%
Guinea-Pigs	9.76%	28.88%	61.36%	0.00%	100%
Hamsters (Syrian)	0.00%	100.00%	0.00%	0.00%	100%
Hamsters (Chinese)	0.00%	0.00%	100.00%	0.00%	100%
Rabbits	0.00%	93.07%	6.56%	0.37%	100%
Dogs	0.18%	30.98%	68.30%	0.54%	100%
Other carnivores	0.00%	100.00%	0.00%	0.00%	100%
Horses, donkeys and cross-breeds	0.00%	100.00%	0.00%	0.00%	100%
Pigs	7.18%	79.22%	13.39%	0.21%	100%
Goats	0.00%	100.00%	0.00%	0.00%	100%
Sheep	0.00%	83.69%	16.31%	0.00%	100%
Cattle	0.00%	40.08%	57.56%	2.36%	100%
Other mammals	30.43%	60.87%	8.70%	0.00%	100%
Domestic fowl	0.00%	49.39%	50.61%	0.00%	100%
Other birds	16.33%	83.67%	0.00%	0.00%	100%
Reptiles	0.00%	24.56%	75.44%	0.00%	100%
Xenopus	0.00%	100.00%	0.00%	0.00%	100%
Other amphibians	0.00%	30.77%	69.23%	0.00%	100%
Zebra fish	0.00%	79.30%	20.08%	0.63%	100%
Sea bass	0.00%	100.00%	0.00%	0.00%	100%
Salmon, trout, chars and graylings	0.23%	62.34%	30.53%	6.91%	100%
Guppy, swordtail, molly, platy	0.00%	100.00%	0.00%	0.00%	100%
Other fish	7.32%	34.38%	52.32%	5.98%	100%
Excel					



Uses of animals by species and genetic status

Species	Not genetically altered	Genetically altered without a harmful phenotype	Genetically altered with a harmful phenotype	Total
Mice	77453	30881	9498	117832
Rats	18931	336	160	19427
Guinea-Pigs	1773	0	0	1773
Hamsters (Syrian)	120	0	0	120
Hamsters (Chinese)	2	0	0	2
Rabbits	2166	0	0	2166
Dogs	552	0	0	552
Other carnivores	8	0	0	8
Horses, donkeys and cross-breeds	45	0	0	45
Pigs	12800	36	0	12836
Goats	11	0	0	11
Sheep	282	0	0	282
Cattle	509	0	0	509
Other mammals	23	0	0	23
Domestic fowl	976	0	0	976
Other birds	49	0	0	49
Reptiles	114	0	0	114
Xenopus	496	0	0	496
Other amphibians	91	0	0	91
Zebra fish	4024	2366	0	6390
Sea bass	4867	0	0	4867
Salmon, trout, chars and graylings	9322	0	0	9322
Guppy, swordtail, molly, platy	66	0	0	66
Other fish	1271	0	0	1271
Total	135951	33619	9658	179228

Excel

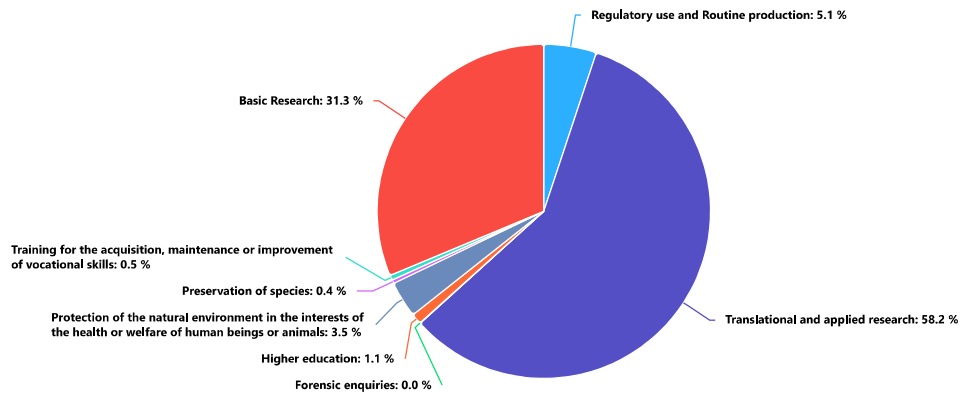


USES OF ANIMALS BY MAIN CATEGORIES OF SCIENTIFIC PURPOSES

Uses of animals by main categories of scientific purposes

Purpose	Number of uses
Basic Research	56027
Translational and applied research	104325
Regulatory use and Routine production	9155
Protection of the natural environment in the interests of the health or welfare of human beings or animals	6282
Preservation of species	642
Higher education	1893
Training for the acquisition, maintenance or improvement of vocational skills	866
Forensic enquiries	38
Total	179228

Excel

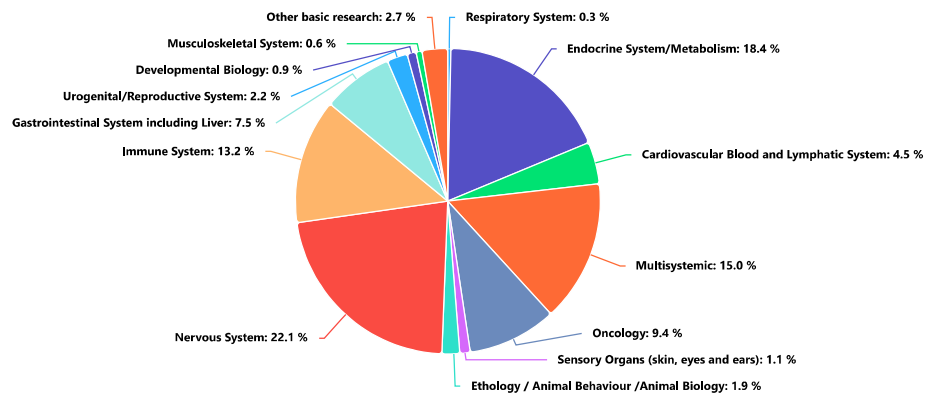


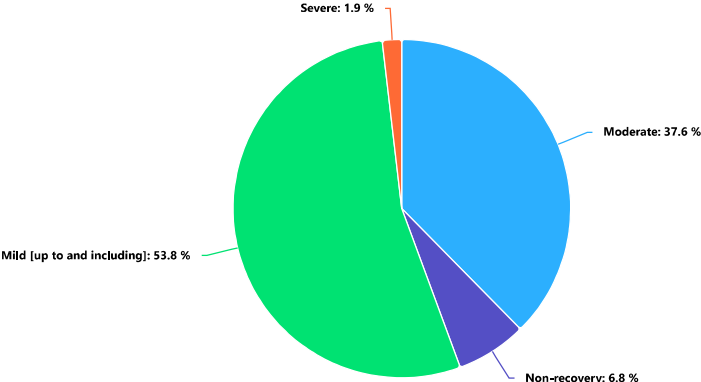
BASIC RESEARCH RELATED USES

Basic research related uses

Purpose	Number of uses
Oncology	5275
Cardiovascular Blood and Lymphatic System	2503
Nervous System	12380
Respiratory System	178
Gastrointestinal System including Liver	4219
Musculoskeletal System	356
Immune System	7423
Urogenital/Reproductive System	1217
Sensory Organs (skin, eyes and ears)	627
Endocrine System/Metabolism	10313
Developmental Biology	528
Multisystemic	8417
Ethology / Animal Behaviour /Animal Biology	1063
Other basic research	1528
Total	56027

Excel

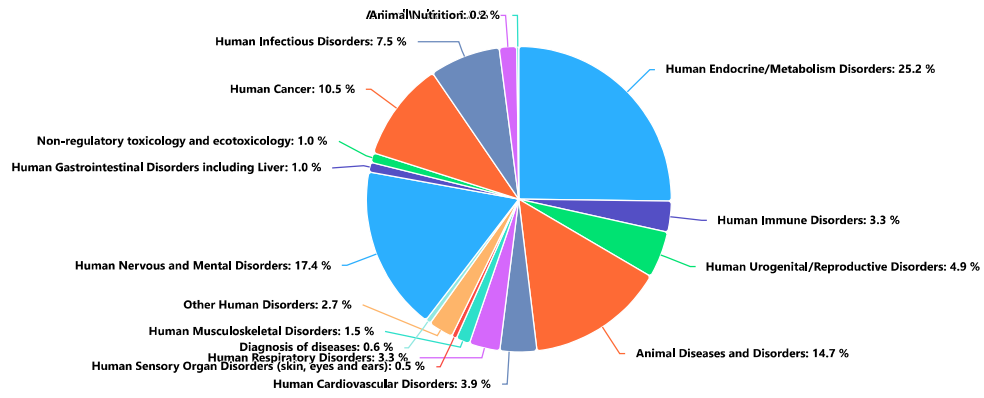


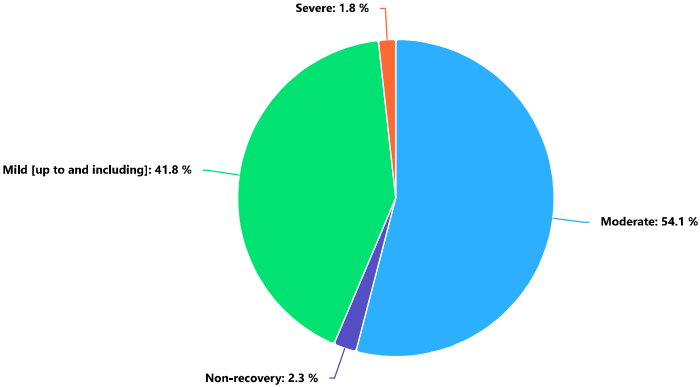


TRANSLATIONAL AND APPLIED RESEARCH RELATED USES**Translational and applied research related uses**

Purpose	Number of uses
Human Cancer	10986
Human Infectious Disorders	7825
Human Cardiovascular Disorders	4072
Human Nervous and Mental Disorders	18137
Human Respiratory Disorders	3405
Human Gastrointestinal Disorders including Liver	1077
Human Musculoskeletal Disorders	1528
Human Immune Disorders	3427
Human Urogenital/Reproductive Disorders	5161
Human Sensory Organ Disorders (skin, eyes and ears)	542
Human Endocrine/Metabolism Disorders	26280
Other Human Disorders	2767
Animal Diseases and Disorders	15318
Animal Nutrition	245
Animal Welfare	1908
Diagnosis of diseases	584
Non-regulatory toxicology and ecotoxicology	1063
Total	104325

Excel



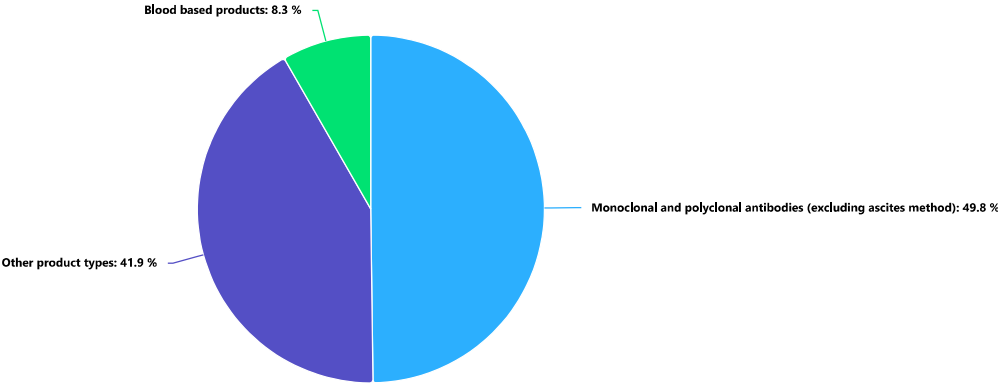


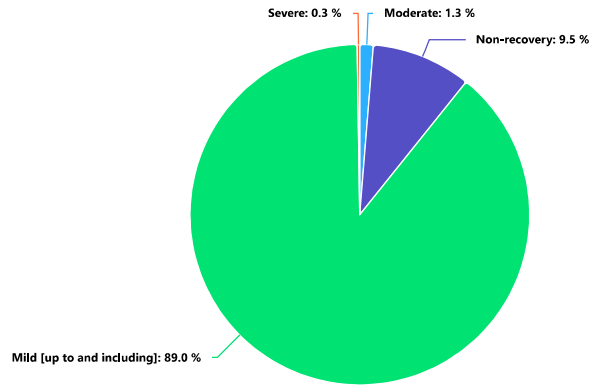
ROUTINE PRODUCTION USES

Routine production uses

Purpose	Number of uses
Blood based products	259
Monoclonal and polyclonal antibodies (excluding ascites method)	1550
Other product types	1303
Total	3112

Excel



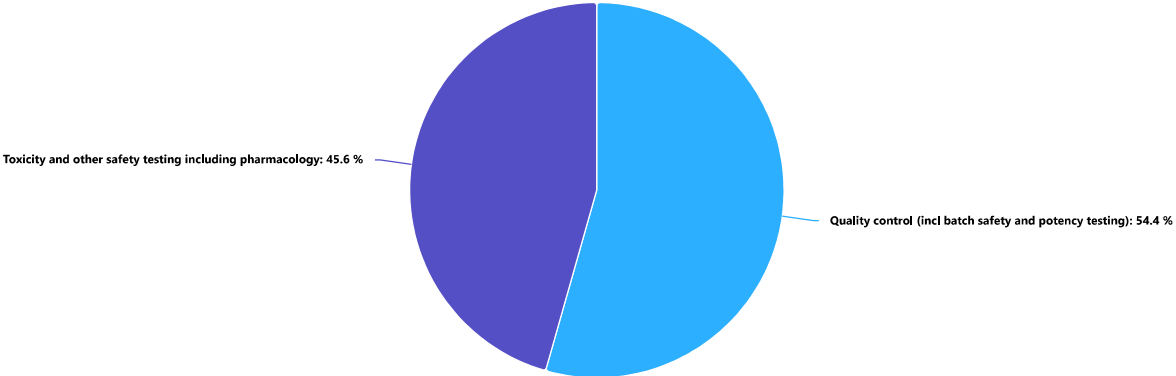


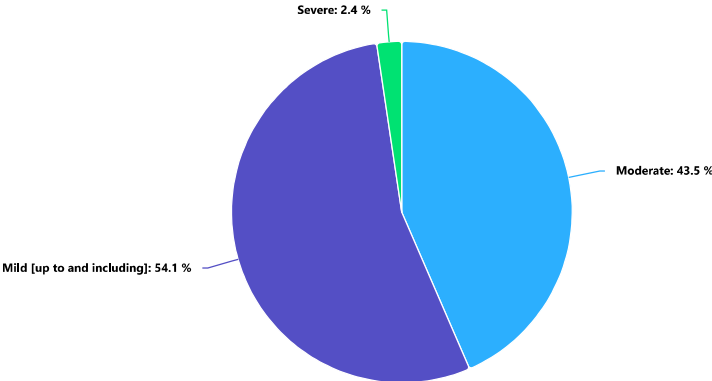
REGULATORY USES

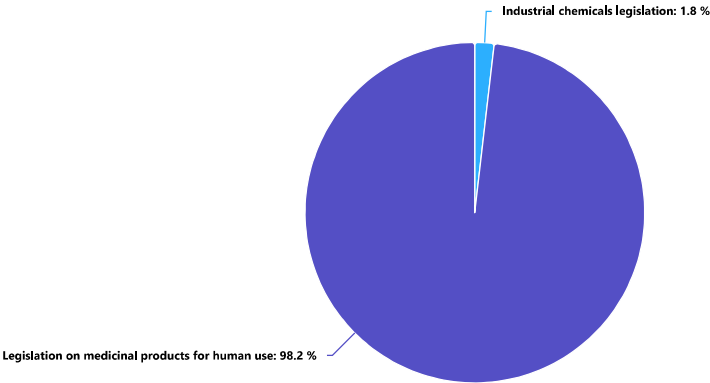
Regulatory uses

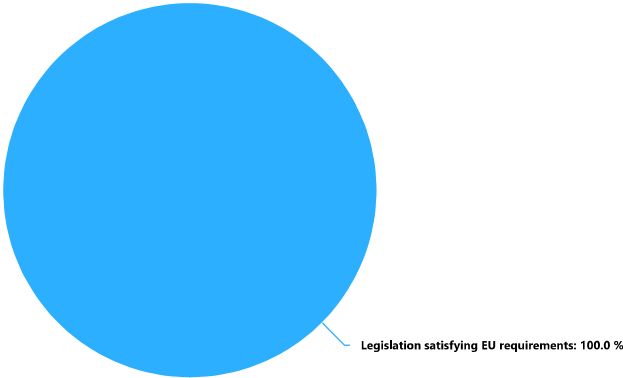
Purpose	Number of uses
Quality control (incl batch safety and potency testing)	3288
Toxicity and other safety testing including pharmacology	2755
Total	6043

Excel





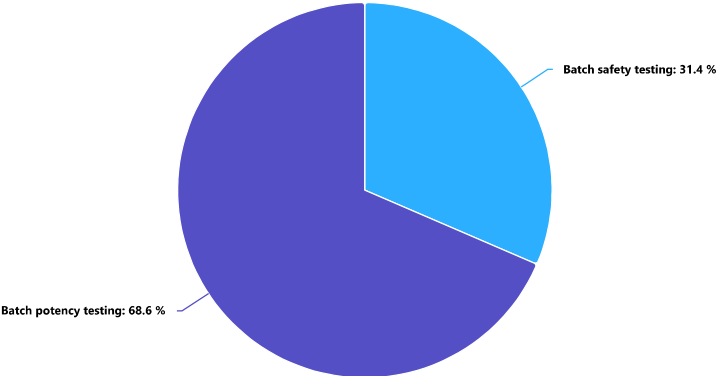


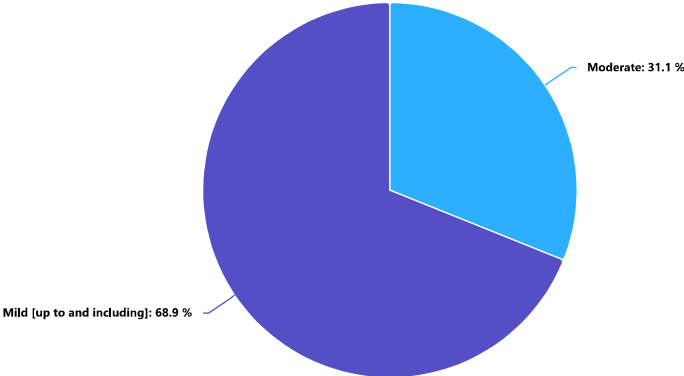


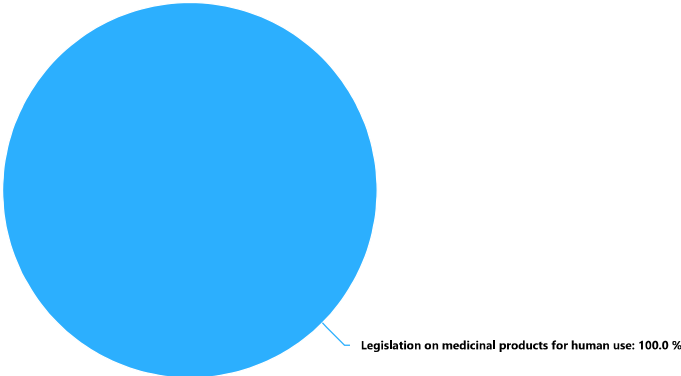
REGULATORY USES: QUALITY CONTROL (INCLUDING BATCH SAFETY AND POTENCY TESTING)

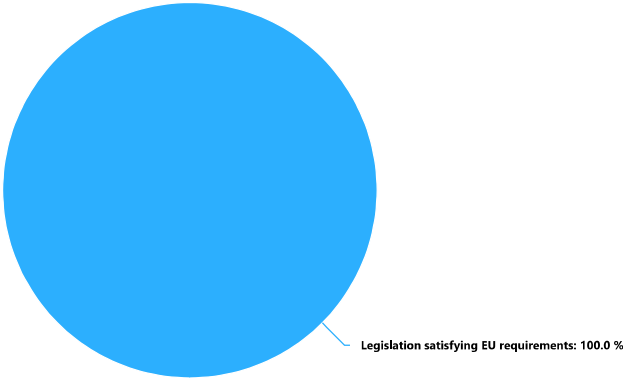
Regulatory uses: Quality control

Purpose	Number of uses
Batch safety testing	1034
Batch potency testing	2254
Total	3288
Excel	





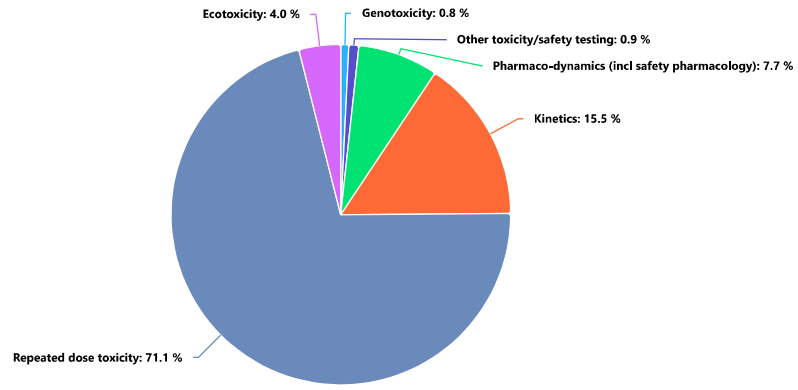


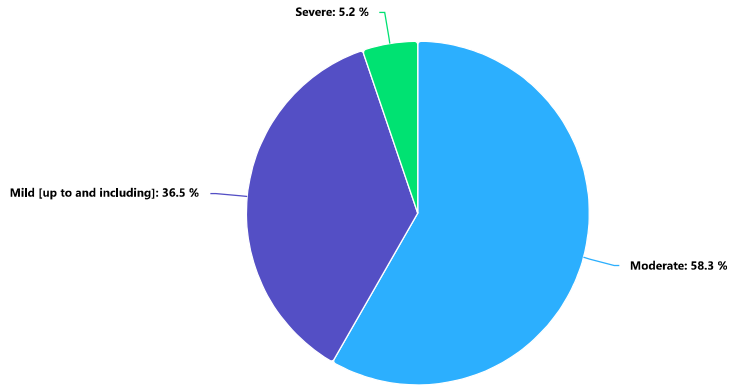


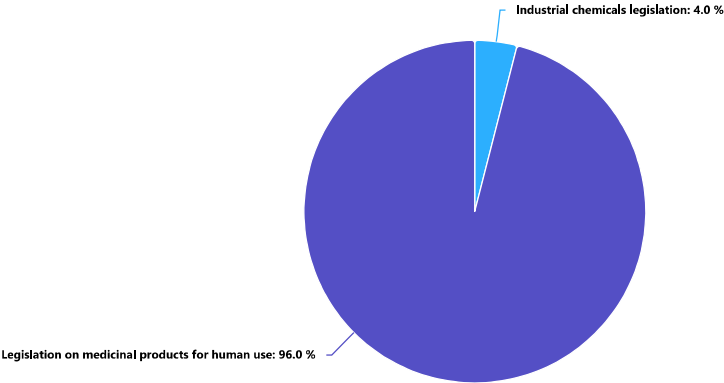
REGULATORY USES: TOXICITY AND OTHER SAFETY TESTING INCLUDING PHARMACOLOGY**Regulatory uses: Toxicity**

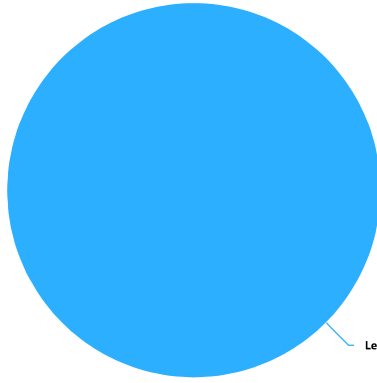
Purpose	Number of uses
Repeated dose toxicity	1959
Genotoxicity	21
Kinetics	428
Pharmaco-dynamics (incl safety pharmacology)	211
Ecotoxicity	110
Other toxicity/safety testing	26
Total	2755

Excel









Legislation satisfying EU requirements: 100.0 %

REGULATORY USES : TOXICITY AND OTHER SAFETY TESTING INCLUDING PHARMACOLOGY: ACUTE AND SUB-ACUTE TOXICITY TESTING METHODS

Regulatory uses: Toxicity: Acute and sub-acute

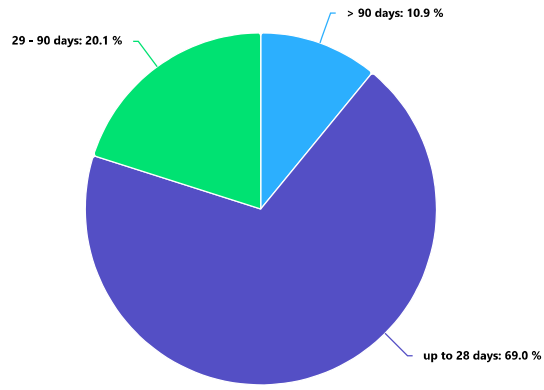
Purpose	Number of uses
No data available in table	
Excel	

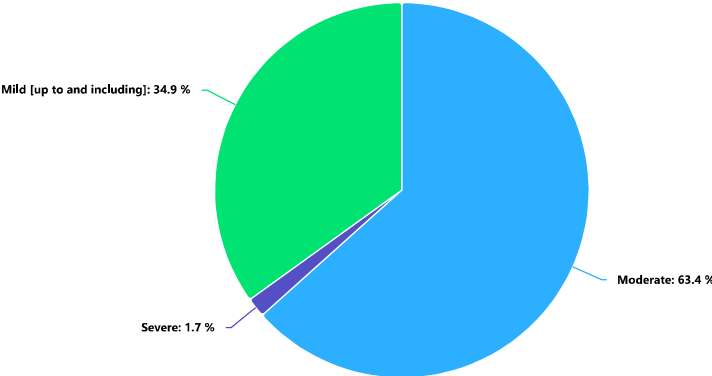
REGULATORY USES: TOXICITY AND OTHER SAFETY TESTING INCLUDING PHARMACOLOGY: REPEATED DOSE TOXICITY

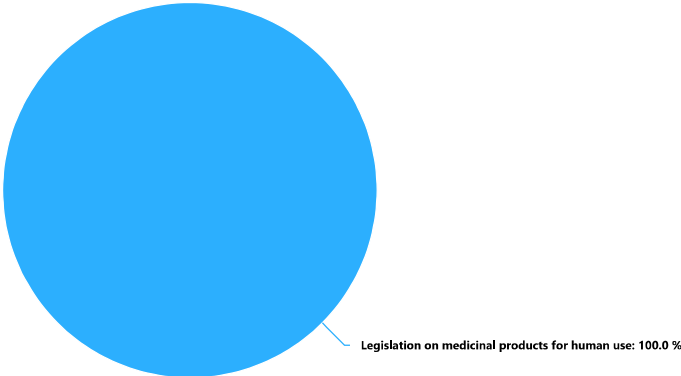
Regulatory uses: Toxicity: Repeated dose

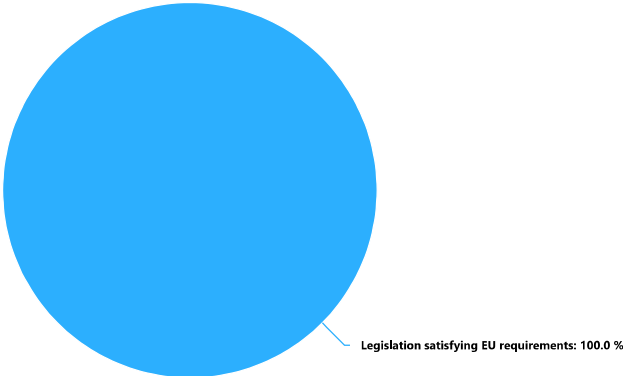
Purpose	Number of uses
up to 28 days	1351
29 - 90 days	394
> 90 days	214
Total	1959

Excel









REGULATORY USES: TOXICITY AND OTHER SAFETY TESTING INCLUDING PHARMACOLOGY: ECOTOXICITY

Regulatory uses: Toxicity: Ecotoxicity

Purpose	Number of animals
Acute toxicity	110
Total	110
Excel	

